

## Optimist Essay Application, Signature Field

If the PDF application file is opened in most browser programs, such as Google Chrome when using a PC with a Microsoft Windows operating system, the following usually appears:

**Application for 2022-2023 Optimist International Essay Scholarship Competition**

PRINT Name \_\_\_\_\_ Gender \_\_\_\_\_

Address \_\_\_\_\_

City \_\_\_\_\_

State/Province \_\_\_\_\_ Zip/Postal Code \_\_\_\_\_

Telephone \_\_\_\_\_

E-mail \_\_\_\_\_

Date of Birth \_\_\_\_/\_\_\_\_/\_\_\_\_ Age on Oct 1, 2022 \_\_\_\_\_

Did you enter any other Optimist Club's Essay Contest this school year?  Yes  No

**Contestant Agreement:**  
*I have studied the rules of the contest, and I will be bound by all the requirements.*

Contestant's Signature \_\_\_\_\_ Date \_\_\_\_/\_\_\_\_/\_\_\_\_

**Parent or Guardian Permission:**  
I, \_\_\_\_\_, grant the Optimist Club/International my permission to use a picture or video of my son/daughter, for their public relations purposes. Optimist Club/International may use the photo or video in any publication they see fit.  
I give my permission for my child/ward to participate in this scholarship contest.

Signature \_\_\_\_\_ Date \_\_\_\_/\_\_\_\_/\_\_\_\_

Relationship \_\_\_\_\_

Sponsoring Optimist Club Name Breakfast Optimist Club of Kalamazoo

Sponsoring Optimist Club Number 17-221

Language:  English, or if District language is different:  French or  Spanish

Note: To the right of Contestant's Signature and Parent of Guardian's Signature there is no form field for an entry.

When this application file is opened in Adobe Acrobat Reader DC the following appears:

**Application for 2022-2023 Optimist International Essay Scholarship Competition**

PRINT Name \_\_\_\_\_ Gender \_\_\_\_\_

Address \_\_\_\_\_

City \_\_\_\_\_

State/Province \_\_\_\_\_ Zip/Postal Code \_\_\_\_\_

Telephone \_\_\_\_\_

E-mail \_\_\_\_\_

Date of Birth \_\_\_\_/\_\_\_\_/\_\_\_\_ Age on Oct 1, 2022 \_\_\_\_\_

Did you enter any other Optimist Club's Essay Contest this school year?  Yes  No

**Contestant Agreement:**  
*I have studied the rules of the contest, and I will be bound by all the requirements.*

Contestant's Signature \_\_\_\_\_ Date \_\_\_\_/\_\_\_\_/\_\_\_\_

**Parent or Guardian Permission:**  
I, \_\_\_\_\_, grant the Optimist Club/International my permission to use a picture or video of my son/daughter, for their public relations purposes. Optimist Club/International may use the photo or video in any publication they see fit.  
I give my permission for my child/ward to participate in this scholarship contest.

Signature \_\_\_\_\_ Date \_\_\_\_/\_\_\_\_/\_\_\_\_

Relationship \_\_\_\_\_

Sponsoring Optimist Club Name Breakfast Optimist Club of Kalamazoo

Sponsoring Optimist Club Number 17-221

Language:  English, or if District language is different:  French or  Spanish

Notice: there are form fields (with red arrows) for both the Contestant's Signature and the Parent/Guardian's Signature. If a signature field is selected a pop-up window appears. On the pop-up window select Cancel.

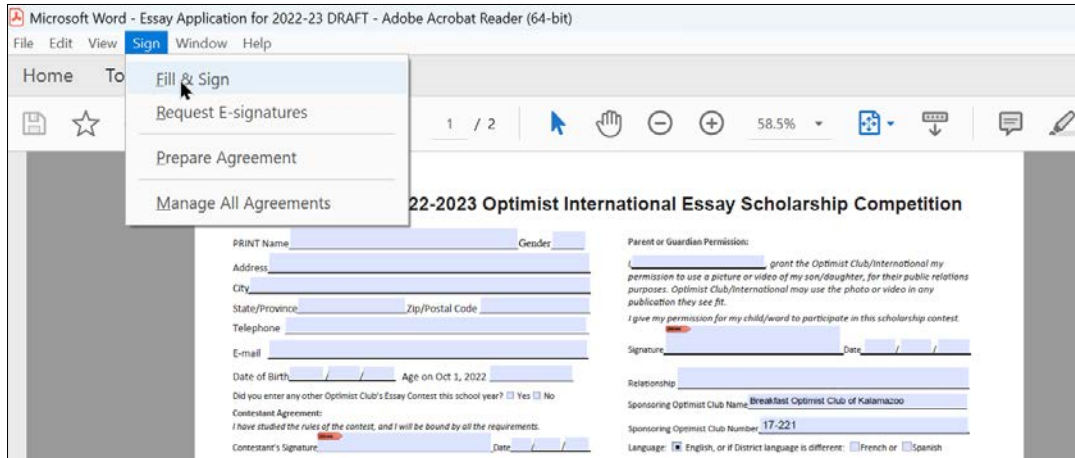
If needed here is the link to download Adobe Acrobat Reader DC if using a PC with Microsoft Windows 10 or 11, <https://get.adobe.com/reader/>.

If needed and if using a MAC computer here is the link: <https://helpx.adobe.com/acrobat/kb/install-reader-dc-mac-os.html>.

An easy way to make the signature entries when using Adobe Acrobat Reader DC is the following:

Note: the procedure illustrated here was done using a PC with a Microsoft Windows 11 operating system.

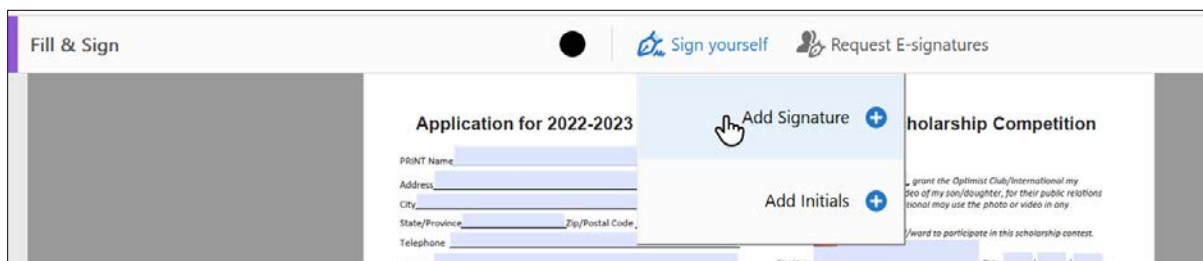
From the horizontal menu at the top of the Adobe Acrobat Reader DC program select the menu choice File and from the drop-down menu select Fill & Sign. See image below.



When Fill & Sign is selected the horizontal Fill and Sign bar should appear. See image below.

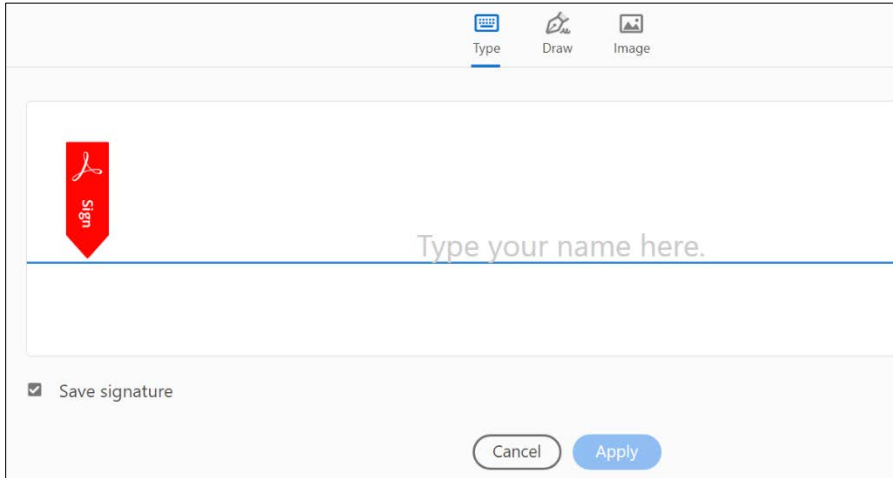


On the Fill & Sign horizontal bar select "Sign yourself" and from the drop-down menu that appears select Add Signature. See the image below.



Note: If a name appears rather than Add Signature select the - sign with blue circular background. The name should disappear, and Add Signature should appear with a + sign.

When Add Signature is selected the following appears:



Notice: at the top of the image Type is selected (blue underline). To the right of the red Sign arrow should be a blinking cursor. Type your name. If a name is entered in the “Type your name here” space, use the Delete or Backspace key to remove it. If you prefer, you can use Draw to enter your name or select Image to download your signature. When a name is entered select Apply. The signature should appear on the application. Drag it to the desired signature field and left click the mouse to position it. See Kelly Smith’s signature in the Contestant’s Signature field in the image below.

A screenshot of an application form titled "Application for 2022-2023 Optimist International". The form contains several fields for personal information: PRINT Name, Gender, Address, City, State/Province, Zip/Postal Code, Telephone, and E-mail. There is also a field for Date of Birth and Age on Oct 1, 2022. A question asks "Did you enter any other Optimist Club's Essay Contest this school year?" with Yes and No radio buttons. Below this is a "Contestant Agreement" section with a statement: "I have studied the rules of the contest, and I will be bound by all the requirements." At the bottom, there is a field for "Contestant's Signature" with a red signature of "Kelly Smith" and a "Date" field.

Remember to save the Adobe Acrobat Reader DC file when completing the PDF application form.